




ROCA[®]



**WIPER SYSTEMS
TO TRUST AND COUNT ON**

rocaindustry.com



Tip!

For the latest and most up-to-date info visit:
www.rocaindustry.com/6-digit-item-number
 (ie. www.rocaindustry.com/531013)

Windshield Wiper Questionnaire

Contact information:

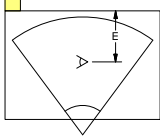
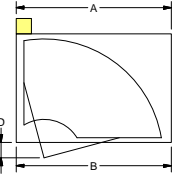
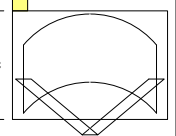
Name

Company

Telephone

Mail

Desired type of sweep or leave blank for suggestion:

	Port	Port/Center	Center	Starboard/Cen	Starboard
A - Width Top					
B - Width Bottom					
C - Height					
D - Motor position from frame					
E - Eye level					
Bulkhead thickness					
Window type, see below					

WA

WB

WC

WD

WE

WF

☐ 12V ☐ 24V - Motor voltage
☐ Below ☐ Above - Motor position
☐ Black ☐ EP - Treatment for arm
☐ Individual switch
☐ Wiper control / No. motors ☐ 1 ☐ 2 ☐ 3
☐ Washing from Ship's supply
☐ Washing from Reservoir
 Leave blank if not needed
 Angle for mounting surface if not parallel with windshield

Additional Comments (Quantity, type of vehicle etc.)

Send to:
 Roca Industry AB
 Radiövägen 19
 SE-135 48 Tyresö
 Sweden
 Phone: +46 8 448 73 20
 Fax: +46 8 742 32 25
 Mail: info@rocaindustry.com

www.rocaindustry.com

Scan the QR-code to fill in the PDF-form online.



ROCA Industry AB

Radiövägen 19
 SE-135 26 Tyresö
 Sweden

Tel: +46 8 448 73 20
info@rocaindustry.com



ROCA Wiper systems - To Trust and Count On

ROCA wiper business started 35 years ago. At that time the marine industry requested wipers that were reliable even in the toughest environments. ROCA took that challenge and today ROCA is the leading brand within the marine industry. Among our customers are Beneteau, Bavaria, Navy and Coastguards.

Over the years the word has spread about our innovative and reliable wiper systems and today we are supplying leading companies within the marine, defense, cabin, and non-automotive industry.

So what is so special with ROCA wipers?

- Developed for and proven in tough environments
- Flexible, customized systems
- Innovative solutions
- Quality products to reasonable price

ROCA is a Swedish company with long experience from working in Asia. Our office in Taiwan was set up 1980 were also our management for Asia is based. We have our own assembly lines in Taiwan and China.

ROCA Industry AB is ISO 9001:2015 and ISO 14001:2015 certified.

W50

Page: 2-3



W38

Page: 4-5



W25

Page: 6-7



W12

Page: 8-10



W38 L

Page: 12-14



W05

Page: 16-17




ACCES- SORIERS

Page: 18-21





24 m Offshore Rescue Vessel | swedship.se



W50

12V

24V



Windscreen Wiper motor | W50

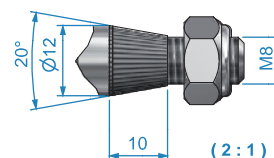
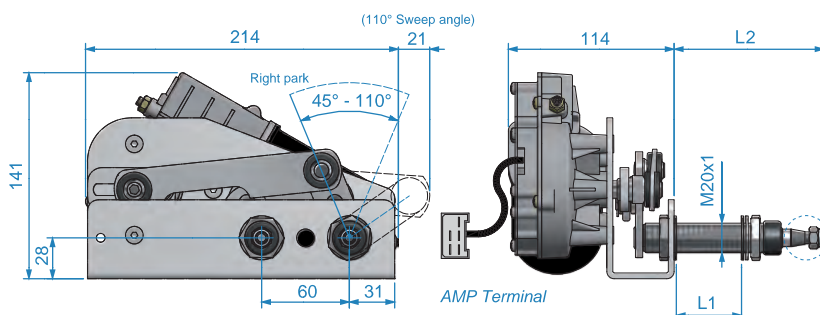
The ROCA W50 wiper motor is made for the toughest conditions.


- Torque: 50Nm
- Powers up to 1200mm / 47" arms and blades
- Easily adjustable sweep angle 45-110°
- Self-parking Left or Right
- Two speeds: Slow 30 sweep/min and fast 47 sweep/min
- Voltage Input: 12 or 24VDC
- CE approved; EMC protected
- Drive shafts in Stainless steel.
- Insulated ground for metal, GRP and wooden chassis.

Specification:

	12V	24V
Speed no load - Slow/Fast	30 / 47 RPM	30 / 47 RPM
Current no load	< 6 A	< 3 A
Speed Rated Characteristics - Slow/Fast	28 / 43 RPM	28 / 43 RPM
Current Rated Characteristics - Slow/Fast	< 7 / < 10 A	< 3,5 / < 5 A
Stall Characteristics - Slow	50 Nm / < 40 A	50 Nm / < 20 A
Sweep angle	45° - 110°	45° - 110°
Dynamic park circuit	Yes	Yes
Insulated ground	Yes	Yes
CISPR 25 class 1 - EMC	Yes	Yes
EN 50121-3-2 - EMC	No	Yes
EN 61373 - Shock & Vibration	Yes	Yes

Voltage	L1	L2	Art no
12 V	28mm/1.1"	78mm/3.07"	531013
12 V	53mm/2.1"	103mm/4.06"	531023
12 V	78mm/3.1"	128mm/5.04"	531033
24 V	28mm/1.1"	78mm/3.07"	531014
24 V	53mm/2.1"	103mm/4.06"	531024
24 V	78mm/3.1"	128mm/5.04"	531034





W 50

Pantograph arm | W50

All Stainless Steel pantograph arm, fits dual drive motors. Incl. spray nozzle and 1.1m tube.

- Fits: W50 with dual drive
- Adjustable length: 40-47"/1020-1200mm can be cut down to 370mm
- Electro polished or black anti glare paint.
- Saddle width 16mm
- Includes wiper blade adapter and spray nozzle.
- Material: Stainless steel (AISI304)
- Note: Bulk pack




Treatment	Item no:
Electro polished	536347
Painted black	538347

* Pantograph arms from 18" (470mm) available, see page 5

For more info »

www.rocaindustry.com/536347

W 50



Wiper blade

Wiper blade made in Stainless Steel and anti glare painting. Natural rubber profile. Fits ROCA arms with saddle width 16mm.

- Material: Stainless steel (AISI304)/Rubber
- Treatment: Painted black
- Note: Bulk pack
- Fits: W50

Length	Item no:
38"/965mm	520838
40"/1016mm	520840

* Blades from 22" (559mm) available, see page 5




For more info »

www.rocaindustry.com/520838



Paragon 31 Trooper | paragonyachts.se



W38

12V

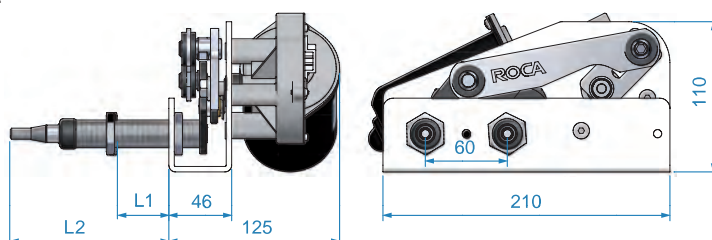
24V



Windscreen Wiper motor | W38

The ROCA W38 wiper motor is made for the toughest conditions.

- Torque: 38Nm
- Powers up to 900mm / 35" arms and blades
- Easily adjustable sweep angle 45-110°
- Self-parking Left or Right
- Two speeds: Slow 35 sweep/min and fast 55 sweep/min
- Voltage Input: 12 or 24VDC
- CE approved; EMC protected
- Drive shafts in Stainless steel.
- Insulated ground for metal, GRP and wooden chassis.



Specification:

	12V	24V
Speed no load - Slow/Fast	39 / 58 RPM	39 / 58 RPM
Current no load	< 3 A	< 2 A
Speed Rated Characteristics - Slow/Fast	34 / 54 RPM	34 / 54 RPM
Current Rated Characteristics - Slow/Fast	< 5 / < 7 A	< 3 / < 4 A
Stall Characteristics - Slow	38 Nm / < 36 A	38 Nm / < 18 A
Dynamic park circuit	Yes	Yes
Insulated ground	Yes	Yes
CISPER 25 class 1	Yes	Yes

Voltage	L1	L2	Singel drive	Dual Drive
12 V	1,1"/28mm	78mm/3.07"	531017	531011
12 V	2,1"/53mm	103mm/4.06"	531027	531021
12 V	3,1"/78mm	128mm/5.04"	531037	531031
24 V	1,1"/28mm	78mm/3.07"	531018	531012
24 V	2,1"/53mm	103mm/4.06"	531028	531022
24 V	3,1"/78mm	128mm/5.04"	531038	531032

For more info »
www.rocaindustry.com/531017

For more info »
www.rocaindustry.com/531011



Pantograph arm | W38

All Stainless steel pantograph arm, Incl. spray nozzle and 1.1m tube.

- Fits: W38 systems, dual drive.
- Adjustable length: 25-35"/620-900mm or 18-30"/470-750mm
- Electro polished or black anti glare paint.
- Material: Stainless steel (AISI304)
- Saddle width 16mm
- Note: Bulk pack

Adjustable length	Treatment	Art no
18-30"/470-750mm	Electro polished	536430
18-30"/470-750mm	Painted black	538430
25-35"/620-900mm	Electro polished	536335
25-35"/620-900mm	Painted black	538335



For more info »
www.rocaindustry.com/



Wiper arms - Adjustable tip

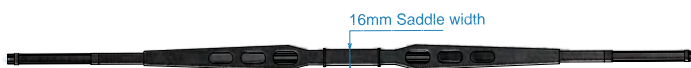
All Stainless Steel pendulum arm with adjustable tip

- Fits: W38
- Adjustable length: 18-30"/470-750mm or 25-35"/620-900mm
- Electro polished or black anti glare paint.
- Material: Stainless steel (AISI304)
- Adjustable tip: $\pm 40^\circ$
- Saddle width 16mm
- Note: Bulk pack

Adjustable length	Treatment	Art no
18-30"/470-750mm	Electro polished	536230
18-30"/470-750mm	Painted black	538230
25-35"/620-900mm	Electro polished	536235
25-35"/620-900mm	Painted black	538235



For more info »
www.rocaindustry.com/536230



Wiper blade

Wiper blade made in Stainless Steel and anti glare painting. Natural rubber profile. Fits ROCA arms with saddle width 16mm.

- Material: Stainless Steel/Rubber
- Treatment: Painted black
- Note: Bulk pack

Length	Art no
22"/559mm	520822
24"/610mm	520824
28"/710mm	520828
30"/760mm	520830
32"/810mm	520832
33"/838mm	520833
34"/863mm	520834
35"/890mm	520835



For more info »
www.rocaindustry.com/520822



Axopar 37 Sports cabin | axopar.se



W25

12V

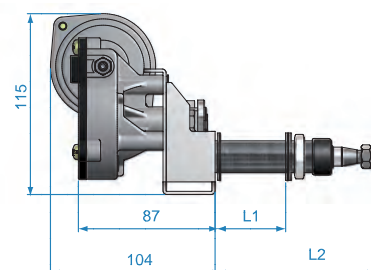
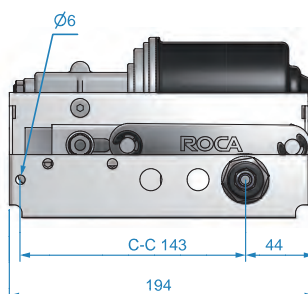
24V



Windscreen Wiper | W25

Strong wiper motor designed to fit also in limited spaces.

- Torque: 25Nm
- Powers up to 750mm / 30" arms and blades
- Easily adjustable sweep angle 45-110°
- Self-parking Left or Right
- Two speeds: Slow 35 sweep/min and fast 55 sweep/min
- Voltage Input: 12 or 24VDC
- CE approved; EMC protected
- Drive shafts in Stainless steel (AISI304)
- Insulated ground for metal, GRP and wooden chassis.



Specification:


	12V	24V
Speed no load - Slow/Fast	39 / 58 RPM	39 / 58 RPM
Current no load	< 5 A	< 2 A
Speed Rated Characteristics - Slow/Fast	34 / 52 RPM	34 / 52 RPM
Current Rated Characteristics - Slow/Fast	< 7 / < 9 A	< 3 / < 4 A
Stall Characteristics - Slow	25 Nm / < 30 A	25 Nm / < 15 A
Dynamic park circuit	Yes	Yes
Insulated ground	Yes	Yes
CISPER 25 class 1	Yes	Yes

Voltage	L1	L2	Art no
12 V	28mm/1.1"	78mm/3.07"	531015
12 V	53mm/2.1"	103mm/4.06"	531025
12 V	78mm/3.1"	128mm/5.04"	531035
24 V	28mm/1.1"	78mm/3.07"	531016
24 V	53mm/2.1"	103mm/4.06"	531026
24 V	78mm/3.1"	128mm/5.04"	531036

For more info »
www.rocaindustry.com/531015



W25



Pantograph arm | W25

All Stainless steel pantograph arm.

- Fits: W25 systems.
- Adjustabel lenght: 18-30"/470-750mm
- Electro polished or black anti glare paint.
- Material: Stainless steel (AISI304)
- Saddle width 16mm
- Note: Bulk pack

Treatment	Art no
Electro polished	536330
Painted black	538330




For more info »

www.rocaindustry.com/536330



W25



Wiper arms - Adjustable tip

All Stainless steel pendulum arm with adjustable tip

- Fits: W25 and W38
- Adjustable tip: $\pm 40^\circ$
- Adjustable length: 18-30"/470-750mm
- Electro polished or black anti glare paint
- Material: Stainless steel (AISI304)
- Saddle width 16mm
- Note: Bulk pack

Treatment	Art no
Electro polished	536230
Painted black	538230



For more info »

www.rocaindustry.com/536230

W25

W38

W50



Wiper blade

Wiper blade made in Stainless Steel and anti glare painting. Natural rubber profile. Fits ROCA arms with saddle width 16mm.

- Material: Stainless steel (AISI304)/Rubber
- Treatment: Painted black
- Note: Bulk pack

Length	Art no
22"/559mm	520822
24"/610mm	520824
28"/710mm	520828
30"/760mm	520830



For more info »

www.rocaindustry.com/520822



ALUKIN Sport Cabin 650 | alukin.se



W 12

IP 65

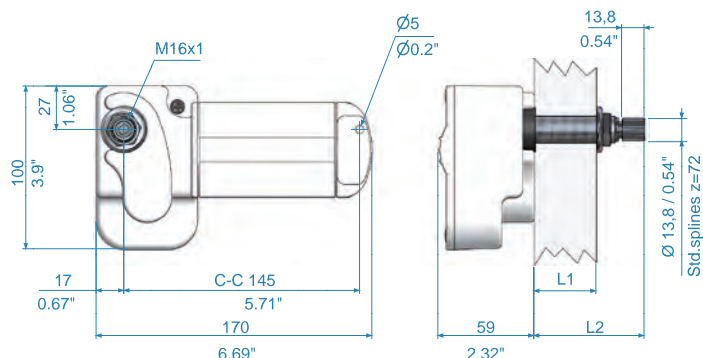
12V

24V




Water proof Windscreen Wiper | W12

- Torque: 12Nm
- Powers up to 610mm / 24" arms and blades
- Easily adjustable sweep angle 45-110°
- Self-parking Left or Right
- Two speeds: Slow 35 sweep/min and fast 55 sweep/min
- Voltage Input: 12 or 24VDC
- CE approved; EMC protected
- Drive shafts in Stainless steel.
- Insulated ground for metal, GRP and wooden chassis.
- Environmental: IP65



Specification:

	12V	24V
Speed no load - Slow/Fast	35 / 55 RPM	35 / 55 RPM
Current no load	< 2 A	< 1 A
Current Rated Characteristics	< 4 A	< 2 A
Stall Characteristics	< 9 A	< 4,5 A
Dynamic park circuit	No	No
Insulated ground	Yes	Yes
CISPER 25 class 1	Yes	Yes
IP65	Yes	Yes



1. Self-parking, Left or Right
2. Easy adjusting the angle 45-110°

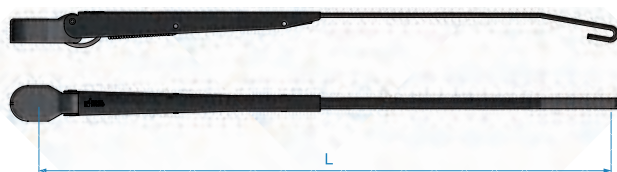
Voltage	L1 = mm	L2 = mm	White	Black
12 V	16/0.63"	42/1.65"	533011	533511
12 V	42/1.65"	68/2.68"	533021	533521
12 V	68/2.68"	94/3.70"	533031	533531
24 V	16/0.63"	42/1.65"	533012	533512
24 V	42/1.65"	68/2.68"	533022	533522
24 V	68/2.68"	94/3.70"	533032	533532

For more info »
www.rocaindustry.com/533011



W12

W38 L



Wiper arm - Std.

All Stainless steel pendulum arm

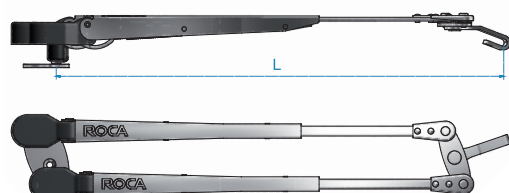
- Fits: W10, W12 and W38L systems.
- Adjustabel length: 12.6-18"/319-458mm or 18.7-24"/474-612mm
- J-hook connection, fits most wiper blades on the market.
- Treatment: Black anti glare paint.
- Material: Stainless steel (AISI304)
- Bulk or Blister packed

Adjustable length	Blister pack	Bulk pack
12.6-18"/319-458mm	539617	538617
18.7-24"/474-612mm	539624	538624



For more info »

www.rocaindustry.com/538617



Pantograph arm

All Stainless steel pantograph arm

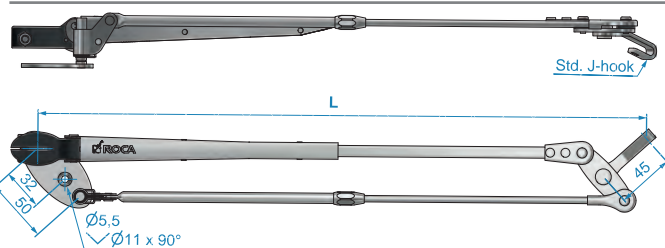
- Fits: W10, W12 and W38L systems.
- Adjustabel length: 12.8-18"/324-460mm or 18-23.3"/454-591mm
- J-hook connection, fits most wiper blades on the market.
- Treatment: Electro polished or black anti glare paint.
- Material: Stainless steel (AISI304)
- Bulk or Blister packed

Adjustable length	Treatment	Blister pack	Bulk pack
12.8-18"/324-460mm	Electro polished	537318	536318
12.8-18"/324-460mm	Painted black	539318	538318
18-23.3"/454-591mm	Electro polished	537324	536324
18-23.3"/454-591mm	Painted black	539324	538324



For more info »

www.rocaindustry.com/536318



New



W12

W38 L

Pantograph arm

All Stainless steel pantograph arm

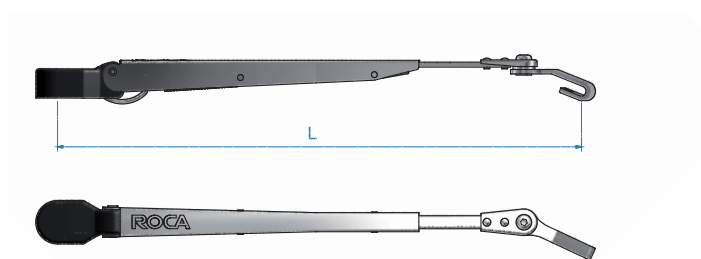
- Fits: W10, W12 and W38L systems.
- Adjustabel length: 12.8-18"/324-462mm or 18-23.6"/462-600mm
- J-hook connection, fits most wiper blades on the market.
- Treatment: Electro polished or black anti glare paint.
- Material: Stainless steel (AISI304)
- Bulk pack

Adjustable length	Treatment	Bulk pack
12.8-18"/324-462mm	Electro polished	526318
12.8-18"/324-462mm	Painted black	528318
18-23.6"/462-600mm	Electro polished	526324
18-23.6"/462-600mm	Painted black	528324



For more info »

www.rocaindustry.com/526318



Wiper arms - Adjustable tip

- Fits: W10, W12 and W38L systems.
- Adjustable length: 12.8-18"/324-460mm or 18-23.3"/454-591mm
- J-hook connection, fits most wiper blades on the market.
- Treatment: Electro polished or black anti glare paint.
- Material: Stainless steel (AISI304)
- Bulk or Blister packed
- Adjustable tip: $\pm 40^\circ$

Adjustable length	Treatment	Blister pack	Bulk pack
12.8-18"/324-460mm	Electro polished	537218	536218
12.8-18"/324-460mm	Painted black	539218	538218
18-23.3"/454-591mm	Electro polished	537224	536224
18-23.3"/454-591mm	Painted black	539224	538224

For more info »
www.rocaindustry.com/536218



Wiper blade

Wiper blade made in Zinc plated steel and anti glare painting. Natural rubber profile with stainless steel backer, including two adaptors to fit wiper arms with straight connection or J-hook connection. Fits all ROCA arms.

- Material: Steel/Rubber
- Treatment: Painted black

Length	Blister pack	Bulk pack
11"/280mm	520511	520911
12"/305mm	520512	520912
13"/330mm	520513	520913
14"/355mm	520514	520914
15"/380mm	520515	520915
16"/405mm	520516	520916
17"/430mm	520517	520917
18"/455mm	520518	520918
19"/480mm	520519	520919
20"/508mm	520520	520920
21"/533mm	520521	520921
22"/560mm	520522	520922

For more info »
www.rocaindustry.com/520511



W 12

Wiper blade

Wiper blade made in Stainless Steel and anti glare painting. Natural rubber profile. Fits ROCA arms with saddle width 16mm.

- Material: Stainless Steel/Rubber
- Treatment: Painted black
- Note: Bulk pack


Length	Art no
18"/455mm	520818
20"/480mm	520820

* Blades from 22" (559mm) available, see page 7





Axopar 28 Cabin | axopar.se



W38 L

12V

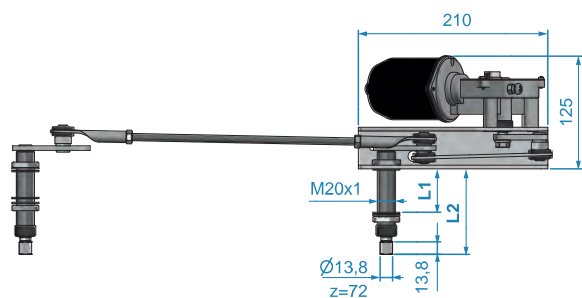
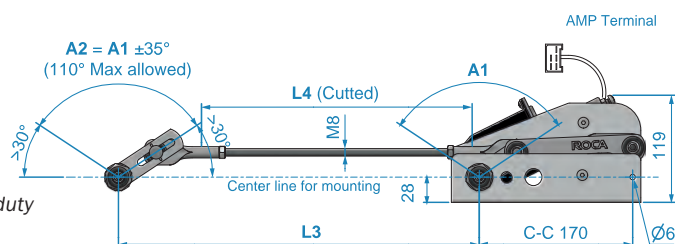
24V



Linked Windscreen Wiper motor | W38L

The brand new ROCA W38L linked wiper system designed for heavy-duty applications.



- With a 38Nm torque and a strong drive system it powers up to 610 mm / 560 mm arms and blades.
- The sweep angle is easily adjusted from 45-110° for maximum visibility.
- Possible to have overlapping sweep.
- Dynamic parking, can be changed from Left to Right.
- Two speeds: Slow 30 sweep/min and fast 47 sweep/min.
- Voltage Input: 12 or 24VDC
- CE approved, EMC protected.
- Insulated ground for metal, GRP and wooden boats.
- L3 = 160 - 450 (750)mm* ■ A1 = 45 - 110°
- *) With extension part 532975 ■ A2 = 10 - 110°
- L4 = L3 - 100mm



Specification:

	12V	24V
Speed no load - Slow/Fast	39 / 58 RPM	39 / 58 RPM
Current no load	< 3 A	< 2 A
Speed Rated Characteristics - Slow/Fast	34 / 54 RPM	34 / 54 RPM
Current Rated Characteristics - Slow/Fast	< 5 / < 7 A	< 3 / < 4 A
Stall Characteristics - Slow	38 Nm / < 36 A	38 Nm / < 18 A
Dynamic park circuit	Yes	Yes
Insulated ground	Yes	Yes
CISPER 25 class 1	Yes	Yes

Voltage	L1 = mm	L2 = mm	Art no
12V	28/1.1"	70	532911
12V	53/2.1"	95	532921
24V	28/1.1"	70	532912
24V	53/2.1"	95	532922




For overlap sweeps


For more info »
www.rocaindustry.com/532911



For more info »
www.rocaindustry.com/538617



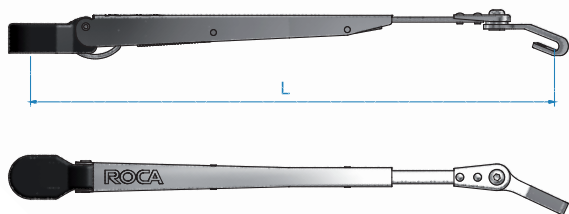
For more info »
www.rocaindustry.com/536318



04)

For more info »

For more info »
www.rocaindustry.com/526318



W 12

W 38 L

Wiper arms - Adjustable tip

- Fits: W10, W12 and W38L systems.
- Adjustable length: 12.8-18"/324-460mm or 18-23.3"/454-591mm
- J-hook connection, fits most wiper blades on the market.
- Treatment: Electro polished or black anti glare paint.
- Material: Stainless steel (AISI304)
- Bulk or Blister packed
- Adjustable tip: $\pm 40^\circ$



Adjustable length	Treatment	Blister pack	Bulk pack
12.8-18"/324-460mm	Electro polished	537218	536218
12.8-18"/324-460mm	Painted black	539218	538218
18-23.3"/454-591mm	Electro polished	537224	536224
18-23.3"/454-591mm	Painted black	539224	538224

For more info »
www.rocaindustry.com/536218



Wiper blade

Wiper blade made in Zinc plated steel and anti glare painting. Natural rubber profile with stainless steel backer, including two adaptors to fit wiper arms with straight connection or J-hook connection. Fits all ROCA arms.

- Material: Steel/Rubber
- Treatment: Painted black

Length	Blister pack	Bulk pack
11"/280mm	520511	520911
12"/305mm	520512	520912
13"/330mm	520513	520913
14"/355mm	520514	520914
15"/380mm	520515	520915
16"/405mm	520516	520916
17"/430mm	520517	520917
18"/455mm	520518	520918
19"/480mm	520519	520919
20"/508mm	520520	520920
21"/533mm	520521	520921
22"/560mm	520522	520922

For more info »
www.rocaindustry.com/520511



W 12

Wiper blade


Wiper blade made in Stainless Steel and anti glare painting. Natural rubber profile. Fits ROCA arms with saddle width 16mm.


- Material: Stainless Steel/Rubber
- Treatment: Painted black
- Note: Bulk pack

For more info »
www.rocaindustry.com/520822

Length	Art no
18"/455mm	520818
20"/480mm	520820

* Blades from 22" (559mm) available, see page 7





W05

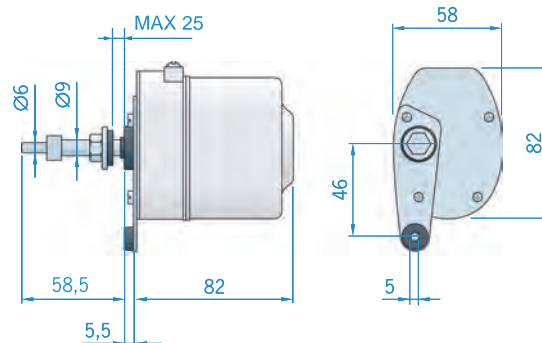
12V

24V



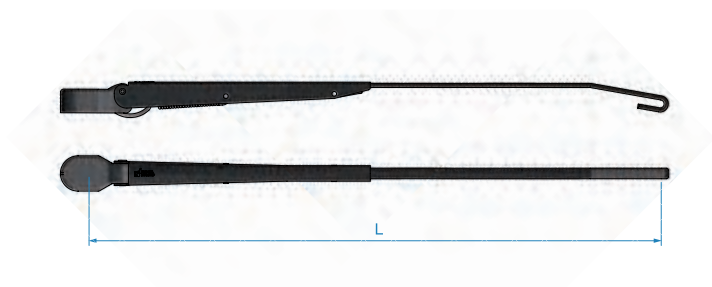
Windscreen Wiper motor | W5

- Torque: 5Nm
- Powers up to 360mm / 14" arms and blades
- Easily adjustable sweep angle 90 or 110° (Standard adjustment: 90°)
- Self-parking Left or Right (Standard adjustment: Left)
- Voltage Input: 12 or 24VDC
- CE approved; EMC protected
- Drive shafts in Stainless steel.
- Insulated ground for metal, GRP and wooden chassis.



Voltage	Note	Art no
12 V	Only motor	521001
24 V	Only motor	521002
12 V	Complete with arm 520100 and blade 521111	521011
24 V	Complete with arm 520100 and blade 521111	521012

For more info »
www.rocaindustry.com/521001




Wiperarm

All Stainless Steel pendulum arm

- Fits: W5 systems.
- Adjustabel lenght: 11-14"/280-360mm
- J-hook connection, fits most wiper blades on the market.
- Material: Stainless steel (AISI304)
- Treatment: Black anti glare paint.

Art no
520100

For more info »
www.rocaindustry.com/520100



Wiper blade

Wiper blade made in Zinc plated steel and anti glare painting. Natural rubber profile with stainless steel backer, including two adaptors to fit wiper arms with straight conection and nominal size 7x3mm/0.28"x0.12" or hook connection and nominal size 9x3mm/0.36x0.12". Fits all ROCA arms.

- Material: Steel/Rubber
- Treatment: Painted black

Length	Blister pack	Bulk pack
11"/280mm	520511	520911
12"/305mm	520512	520912
13"/330mm	520513	520913
14"/355mm	520514	520914

* Blades from 15" (380mm) available, see page 14



For more info »
www.rocaindustry.com/520511





Delta 40 | deltapowerboats.se



W12

W25

W38

W38 L

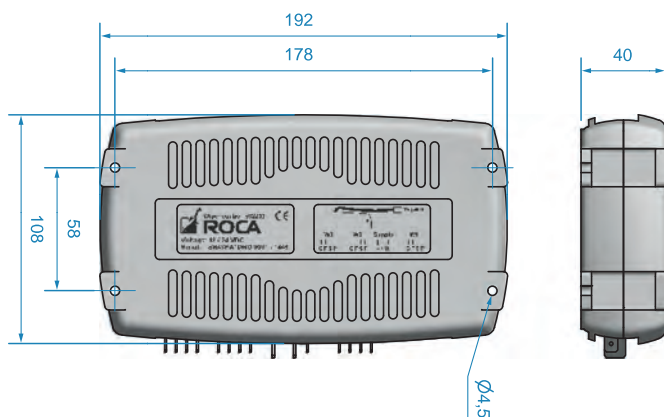
W50

For more info »
www.rocaindustry.com/532202

Wiper control box

For two to three motors 12-24V. Shipped with 1.5m cable and one illuminated Carling® switch.
Operates following features:

- Two of three motors (choose model)
- Helm seat motor or all motors
- Synchronized sweep:
 - Interval
 - Slow speed
 - Fast speed
- Washing system
- Material: Plastic (ABS)



Fits	Art nr
Up to 2 motors, fits all models	532202
Up to 3 motors, fits all models	532203

IP 68



For more info »
www.rocaindustry.com/466099
www.rocaindustry.com/466008
www.rocaindustry.com/466021
www.rocaindustry.com/466026

Watertight switches for one wiper motor

Approved according to IP68.

Fits	Note	Art no.
W12		466099
W12	with LED (12V)	466008
W25/W38	with LED (12V)	466221
W25/W38	with LED (24V)	466222
W12-W50	Actuator for above switches	466026



W12

W25

W38

W38 L

W50


For more info »

www.rocaindustry.com/532202

Wiper control box

For one motor 12-24V. Shipped with 1.5m cable and one illuminated Carling switch® .
Operates following features:

- One motor
- Functions:
- Interval
- Slow speed
- Fast speed
- Washing system
- Space saving and easy to install.
- Material: Plastic



Fits	Art nr
One motor, fits all models	532201



W12

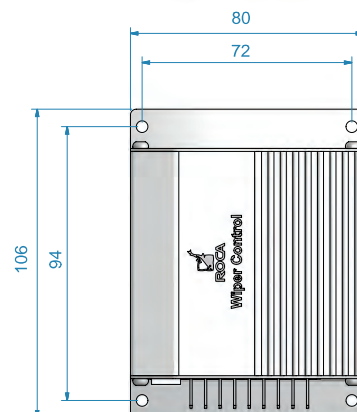
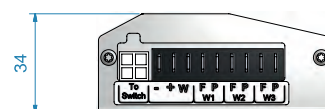
For more info »

www.rocaindustry.com/532202

Wiper control box

For one to three motors 12-24V. Shipped with 1.5m cable and one illuminated Carling switch®
Operates following features:

- Three motors
- Helm seat motor or all motors
- Synchronized sweep:
 - * Interval
 - * Slow speed
 - * Fast speed
- Washing system
- Space saving and easy to install.
- Material: Stainless steel (AISI304)/Aluminum
- Treatment: Painted white (RAL9003)



Fits	Art nr
Up to 3 motors W10/W12	532003

12V	24V	CE	W12	W25
			W38	W38 L
				W50

Tank set incl. pump

2.5 liters tank. Complete with pump (12 or 24 V) and T-connection. Tank in plastic.



Voltage	Art no
12V	531161
24V	531162

For more info »
www.rocaindustry.com/531161

Washer hose, Ø4

Sold per meter.

- Material: Rubber (EPDM)
- Treatment: UV protection



Art no.
531153

For more info »
www.rocaindustry.com/531153

		W12	W25
12V	24V	W38	W38 L
			W50

Solenoid for washer systems

Pressure: 0-120 psi
Connection: G1/4"



Voltage	Item no:
12 V	531181
24 V	531182

For more info »
www.rocaindustry.com/531181

		W12	W25
		W38	W38 L
			W50

Bulkhead fitting for washer systems

Max bulkhead: 80mm
For tube: Ø8mm

- Material: Plastic/Stainless steel (AISI304)



Item no:
531147

For more info »
www.rocaindustry.com/531147

Spray kit for arms

Nozzle to be mounted on the wiper arm. Will be delivered with an 1100mm tube. Fits Wiper System W25 and W38.



Item no:
531158

For more info »
www.rocaindustry.com/531158

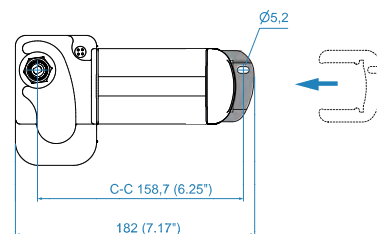
Spray kit for arms

Nozzle and attachment will be mounted on the wiper arm. Will be delivered with an 1100mm tube. Fits Wiper System W10 and W12.



Item no:
531157

For more info »
www.rocaindustry.com/531157

W12


Mounting bracket | W12

Bracket to make W12 motors fit to W10 mounting holes.

- Material: Stainless steel (AISI304)
- Treatment: Electro polished

Art nr
533202

W12

Cover for wiper motor W12, reversed logo

- Material: Plastic
- Color: White (RAL9003)



Art nr
533207

Spring for wiper arms

- Material: Stainless spring steel
- Treatment: Electro polished



Force	Item no:
120N	990616
180N	990617

For more info »
www.rocaindustry.com/990616

Plate and shaft for pantograph arm

Spare part. Included in Pantograph arm W12/W10.

- Material: Stainless steel (AISI304)/Plastic (POM)



Item no:
531333

For more info »
www.rocaindustry.com/531333



Adaptor for wiperblades | A7

Part of: 520511 - 520528

Fits: 520100 arm

Art nr	Material
520502	Plastic



Adaptor for wiperblades | B2

Part of: 520511 - 520528

Fits: W10 and W12 arms with J-Hook

Art nr	Material
520501	Plastic



Adaptor for wiperblades | B3S

Part of: 521111 - 521112

Fits: 520100 arm

Art nr	Material
520504	Plastic



Adaptor for wiperblades | B9

Part of: 520511 - 520528

Fits: W10 and W12 arms

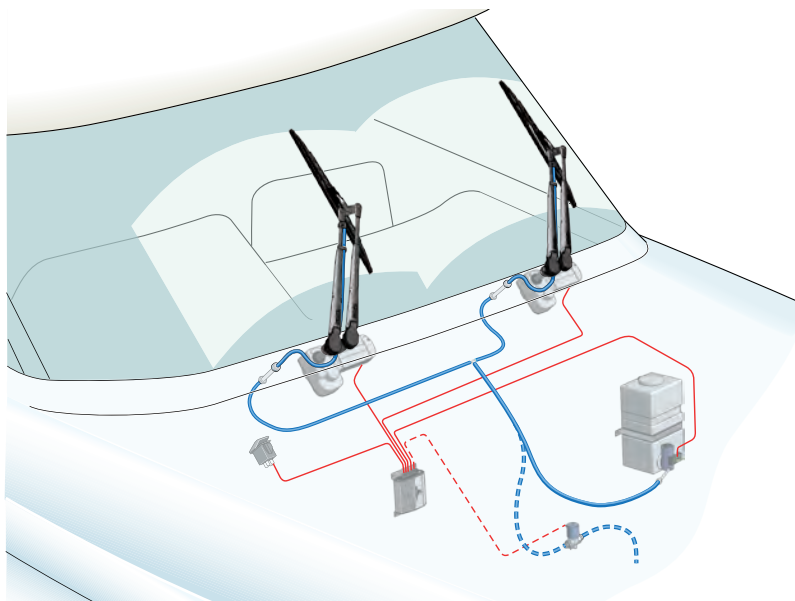
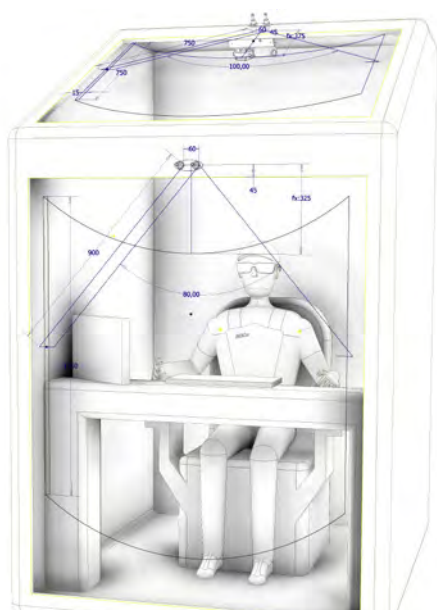
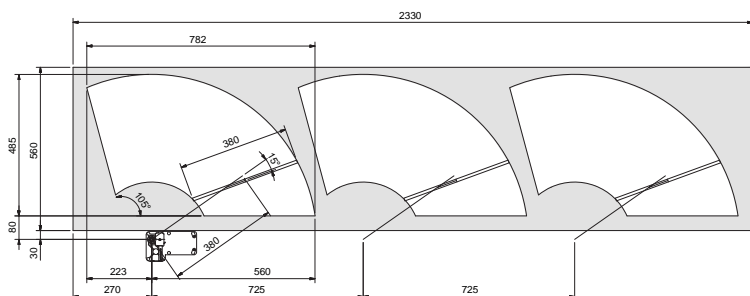
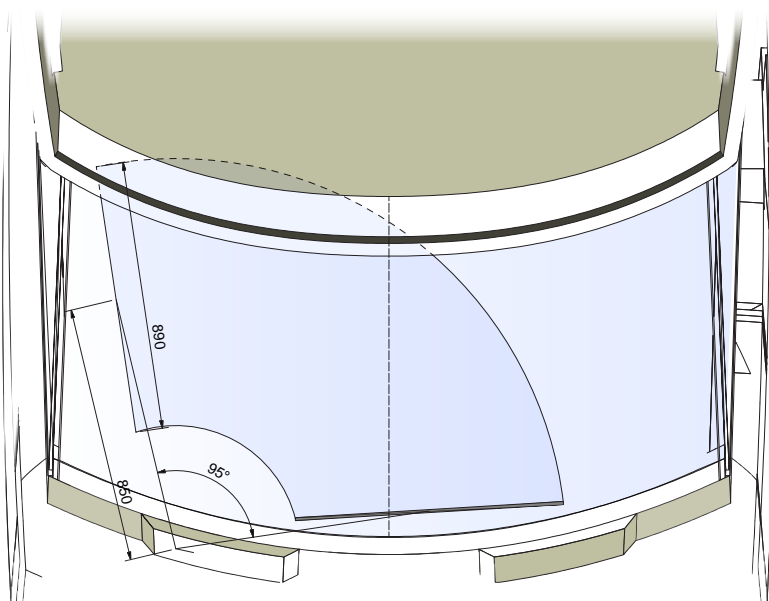
Art nr	Material
520503	Plastic

System Design Help

We have an extensive experience of wiper system for different applications and we will gladly help you to specify the **best system for your need**.

For best result, contact us already in the design stage.

Scan the QR-code to fill in the PDF-form online.



Windshield Wiper Questionnaire

Contact information:

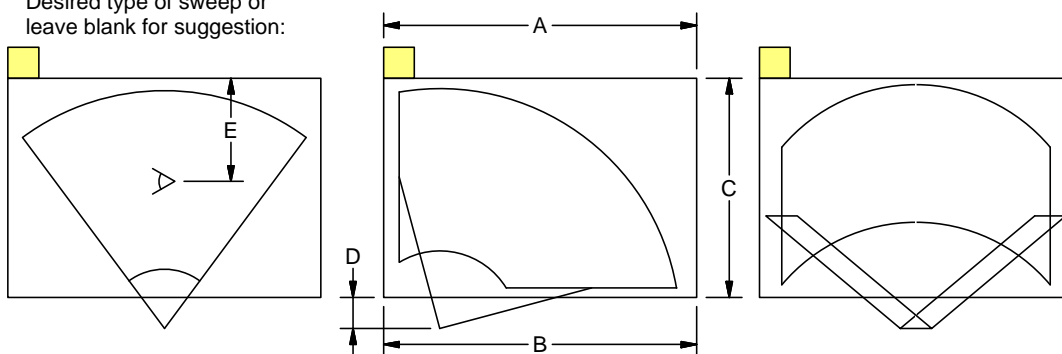
Name

Company

Telephone

Mail

Desired type of sweep or
leave blank for suggestion:



Window dimensions					
Pos.	Port	Port/Center	Center	Starboard/Cen	Starboard
A - Width Top					
B - Width Bottom					
C - Height					
D - Motor position from frame					
E - Eye level					
Bulkhead thickness					
Window type, see below					

☐ WA
 ☐ WB
 ☐ WC
 ☐ WD
 ☐ WE
 ☐ WF

☐ 12V ☐ 24V - Motor voltage
☐ Below ☐ Above - Motor position
☐ Black ☐ EP - Treatment for arm
☐ Individual switch
☐ Wiper control / No.motors ☐ 1 ☐ 2 ☐ 3
☐ Washing from Ship's supply
☐ Washing from Reservoir

Leave blank if not needed

Angle for mounting surface if not
parallel with windshield

Additional Comments (Quantity, type of vehicle etc.)


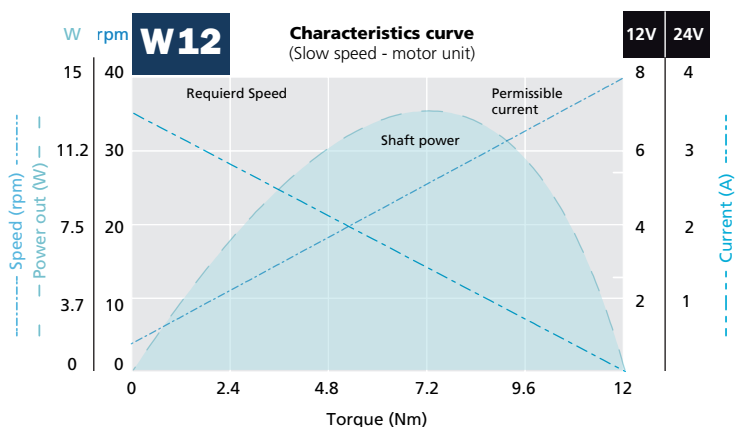
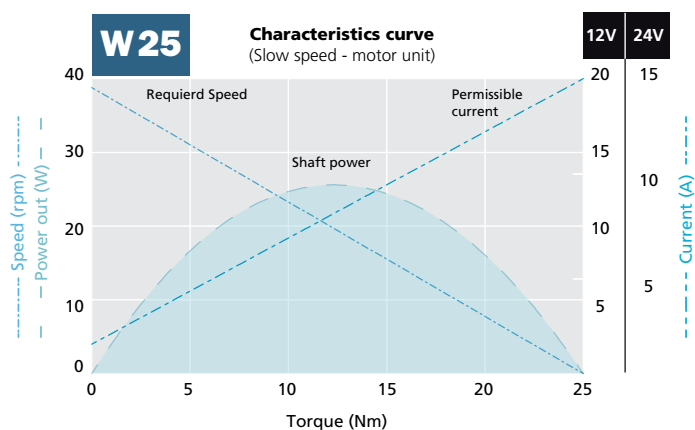
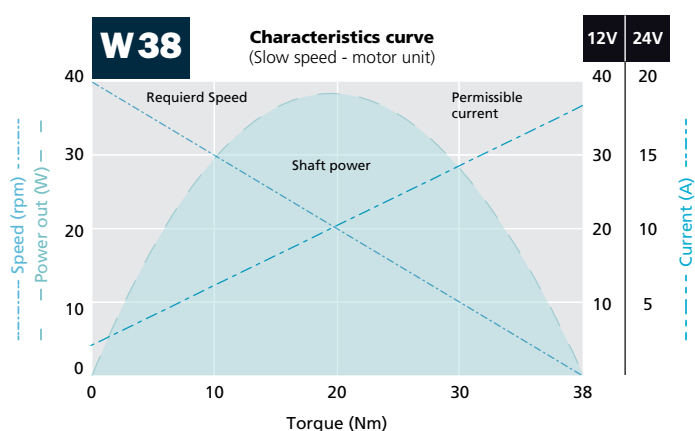
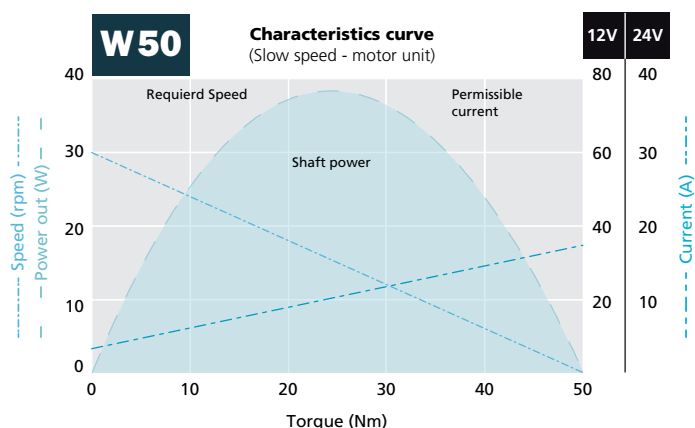
Send to:
Roca Industry AB
Radiövågen 19
135 48 Tyresö
Sweden

Phone: +46 8 448 73 20
Fax: +46 8 742 32 25
Mail: info@rocaindustry.com

Characteristics curve

(Slow speed - motor unit)

The diagrams show the ratio of the power to the shaft (Torque in Nm), the sweep speed and the consumption for 12 or 24 voltage.



ROCA is proud supplier to, among others, the following boat builders:



We reserve all rights to change measurements and products without prior notice.

Without responsibility for printing errors.

© ROCA Industry AB | 2018

